

1. Complete Requisition

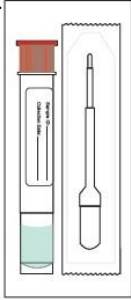
- ✓ Patient name, DOB, address, signature
- ✓ Selected ordering provider and signature
- ✓ Appropriate selected ICD-10 code(s)

2. Attach Accompanying Documents

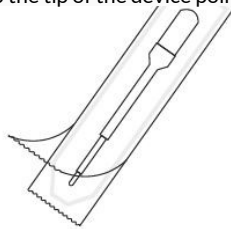
- ✓ Copy of patient's insurance EMR and insurance card
- ✓ Current medication list

3. Collect Sample

- 1** Check Expiration date on Immunalysis® Quantisal packaging and ensure donor has refrained from consumption of food or beverage for 10 minutes prior to specimen collection.



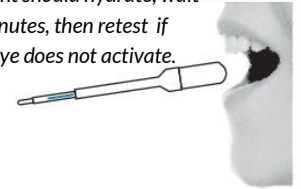
- 2** Instruct donor to peel open package and remove collector.
- To expedite collection process, **have the donor move tongue side to side to accumulate saliva** in mouth before starting.
- Keep the tip of the device pointed down.



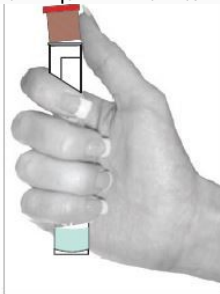
- 3** Instruct donor to position collector under tongue and close mouth. **Keep head down to allow gravity to help with saliva collection.**

IMPORTANT: ensure donor does not chew on pad, talk, or remove device from mouth until indicator turns BLUE.

**Patient should hydrate, wait 10 minutes, then retest if blue dye does not activate.*



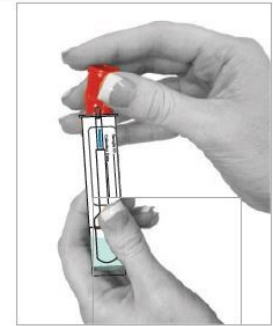
- 4** Instruct donor to hold transport tube in an upright position and uncapped by pushing up with thumb(s).
- Do not stand tube on table. Do not spill or empty the liquid from the tube.



- 5** Instruct donor to insert collector into the uncapped transport tube, including tip form collection device in the event of detachment. Have donor replace cap.



- 6** **SNAP CAP** firmly for transport. Place center of specimen seal on top of tube and press down both sides. Write patient name on tube.



4. Label Sample Completely

- ✓ Write patient name on tube
- ✓ Attach barcode sticker from req. form

5. Group Requisition with Sample

- ✓ Place completed sample in main compartment of sample bag
- ✓ Quarter and insert white copy of req. in sample bag side pouch
- ✓ Retain yellow copy of req. for your records
- ✓ Ship up to 30 samples per UPS bag

6. Call us when you need...

- A sample pickup
- More requisitions or supplies
- Answers about reports or our toxicology testing



Thank you for choosing Trident Labs.

